

# FLEX SHELF

## 6 HEIGHTS UPRIGHT / WALL-MOUNTED

76/116/146/186/216/256 cm (wall-mounted elements less 3.2 cm base plate / wall-mounted not for W 90 cm)

## 3 WIDTHS

40/60/90 cm (TV element widths 90/100/110/120 cm)

## 2 DEPTHS

28/36 cm

## 2 VARIETIES

	Matt lacquer	High gloss
Standard element	•	•
Door element	•	•
TV element	•	•
Door	•	•
Drawer	•	•
Flap	•	•
Open	•	•
Interior box	•	•
Hifi insert	•	•
Office desk	•	•

## ACCESSORIES

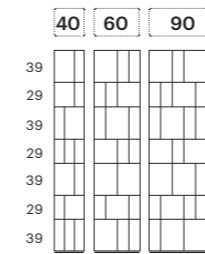
- Shelf
- Shelf for open element
- Interior drawer behind door
- Interior drawer in drawer
- CD/DVD shelf
- Hanging file
- Cable opening
- Cable ducts
- Back wall cut-out

## CUSTOMIZED VERSION

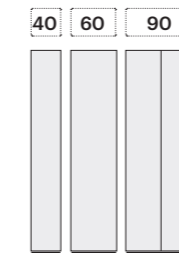
- Reducing height
- Reducing depth
- Corner panel
- Lacquer of your choice

## ELEMENTS

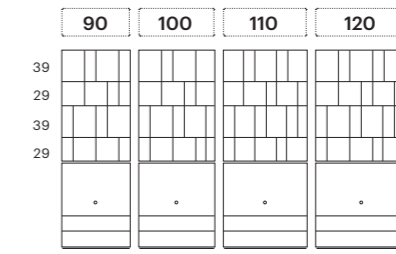
### STANDARD ELEMENT



### DOOR ELEMENT

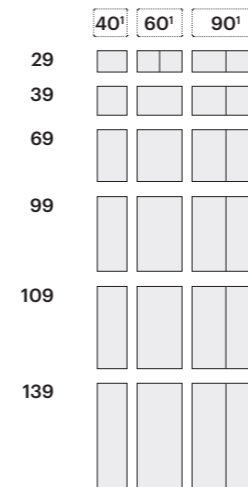


### TV ELEMENT

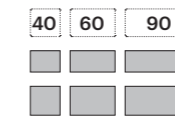


## STANDARD INSERT

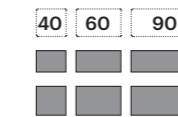
### DOOR




### DRAWER



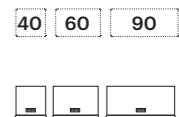
### FLAP



### OPEN



### OFFICE DESK<sup>2</sup>

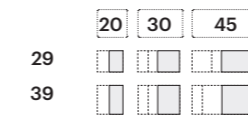


Inserts can be selected individually for standard elements. Depth 40.5/48.5 cm.

1) Doors W 40 / 60 cm are single doors, doorstop can be chosen. Double doors with a total width of 90 cm are divided symmetrically.  
2) Supernatant desktop 24 cm.

## INTERIOR BOX

### DOOR



### DRAWER



Interior boxes are flush and occupy 2/3 of the compartment width, doorstop rotatable.

## HIFI INSERT FOR TV ELEMENT

### INSERT A

OPEN / DRAWER



### INSERT B

FLAP / DRAWER



EXPLANATION