

NEX PUR BOX TYPES AND ACCESSORY

All boxes are delivered „ready to use“ – means completely assembled. Only the serial gliding legs or the alternative ordered corner legs (surcharge) have to be assembled. Unevenness of the floor can be compensated with the adjustment-possibilities of both leg versions. The fronts are opened by touch. In the series the door stop is always left-changing it to the right is possible afterwards with little effort.



Door

60
33.1
55.6
42.9

no
incl. shelf

1604508



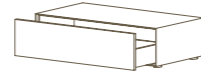
Drawer

60
28.9
51.5
37.4

no

-

1536782



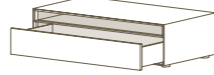
Drawer

120
26.6
111.5
37.4

yes

-

1536781



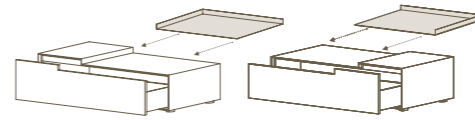
Media box

120
DR 15.4/OC 9.3
DR 112.1/OC 116.2
DR 32.4/OC 34.8

yes

incl. cable routing

1604509



Step-box left
(without top-unit)

120 (40+80)
22.6
111.5
37.4

yes

Top-unit optional

1604572

Step-box right
(without top-unit)

120 (40+80)
22.6
111.5
37.4

yes

Top-unit optional

1604575




Flap

60
33.1
55.6
42.9

no

incl. shelf

1536784



Flap

120
26.6
115.6
42.9

yes

incl. shelf

1536783

H 37.5 D 48

H 40 incl. gliding leg
H 50.5 incl. corner leg

Width

IH

IW

ID

Reinforcement rail
Additional Information

Article number



Door

60
45.6
55.6
42.9

no
incl. shelf

1586609



Door

120
43.3
115.6
42.9

yes

incl. shelf

1573878



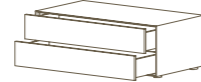
Drawer

60
2 x 18.6
51.5
37.4

no

-

1573882



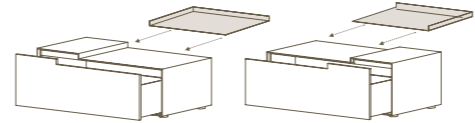
Drawer

120
18.6 / 16.3
111.5
37.4

yes

-

1573881



Step-box left
(without top-unit)

120 (40+80)
35.1
111.5
37.4

yes

Top-unit opt./incl. shelf

1604571

Step-box right
(without top-unit)

120 (40+80)
35.1
111.5
37.4

yes

Top-unit opt./incl. shelf

1604574

H 50 D 48

H 52.5 incl. gliding leg
H 63 incl. corner leg

Width

IH

IW

ID

Reinforcement rail
Additional Information

Article number



Door

60
70.6
55.6
42.9

no
incl. shelf

1586608



Door

120
68.3
115.6
42.9

yes

incl. shelf

1536778



Drawer

60
18.8 / 20.5 / 18.8
51.5
37.4

no

-

1536777



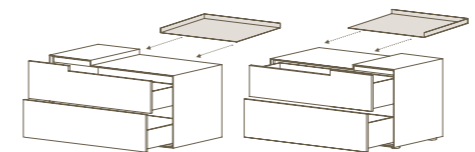
Drawer

120
18.8 / 20.5 / 16.5
111.5
37.4

yes

-

1536776



Step-box left
(without top-unit)

120 (40+80)
31.2 / 24.8
111.5
37.4

yes

Top-unit optional

1604510

Step-box right
(without top-unit)

120 (40+80)
31.2 / 24.8
111.5
37.4

yes

Top-unit optional

1604573

H 75 D 48

H 77.5 incl. gliding leg
H 88 incl. corner leg

Width









IH











IW



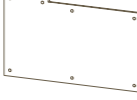


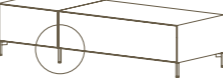
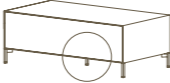
ID

Reinforcement rail
Additional Information

Article number

										Accessory
Top-unit left	Top-unit right	Top-unit left	Top-unit right	Top-unit left	Top-unit right	Shelf	Shelf			
silk	silk	gold	gold	green	green	white	white			Colour
80	80	80	80	80	80	60	120			Width
Step-box left Aluminum, TH 0.15	Step-box right Aluminum, TH 0.15	Step-box left Aluminum, TH 0.15	Step-box right Aluminum, TH 0.15	Step-box left Aluminum, TH 0.15	Step-box right Aluminum, TH 0.15	Only door box H 50/75 MDF lacquered	Only door box H 50/75 MDF lacquered			Box version Material
1604576	1604579	1604577	1604580	1604578	1604581	1564070	1564069			Article number

												Accessory
Visible rear panel	Visible rear panel	Visible rear panel	Visible rear panel	Visible rear panel	Visible rear panel	Visible rear panel	Visible rear panel	Visible rear panel	Visible rear panel			
37.5	37.5	37.5	37.5	37.5	37.5	50	50	50	50			Colour
60	120	120	120	60	120	60	120	120	120			Width
Door, drawer white	Drawer white	Step-box left white	Step-box right white	Flap white	Flap white	Door, drawer white	Door, drawer white	Step-box left white	Step-box right white			Box version Material
1596961	1596960	1604584	1604587	1596963	1596962	1596959	1596958	1604583	1604586			Article number

												Accessory
Visible rear panel	Visible rear panel	Visible rear panel	Visible rear panel		Corner leg (set of 4)	Combi leg (set of 2)	Support leg (for W 120)					
75	75	75	75		13	13	13					Colour
60	120	120	120		1.5 x 1.5	1.5 x 1.5	1.5 x 1.5					Width
Door, drawer white	Door, drawer white	Step-box left white	Step-box right white		- dark grey	- dark grey	- dark grey					Box version Material
1596957	1596956	1604582	1604585		1577418	1577431	1577432					Article number



01 NEX PUR BOX
H 50.5 CM W 180 CM



02 NEX PUR BOX
H 50.5 CM W 240 CM



03 NEX PUR BOX
H 50.5 CM W 180 CM



04 NEX PUR BOX
H 50.5 CM W 240 CM



05 NEX PUR BOX
H 50.5 CM W 240 CM



06 NEX PUR BOX
H 50.5 CM W 240 CM



07 NEX PUR BOX
H 52.5 CM W 180 CM



08 NEX PUR BOX
H 52.5 CM W 240 CM



09 NEX PUR BOX
H 52.5 CM W 180 CM



10 NEX PUR BOX
H 52.5 CM W 240 CM



11 NEX PUR BOX
H 52.5 CM W 240 CM



12 NEX PUR BOX
H 52.5 CM W 240 CM



13 NEX PUR BOX
H 77.5 CM W 180 CM



14 NEX PUR BOX
H 77.5 CM W 240 CM



15 NEX PUR BOX
H 77.5 CM W 180 CM



16 NEX PUR BOX
H 77.5 CM W 240 CM



17 NEX PUR BOX
H 77.5 CM W 240 CM



18 NEX PUR BOX
H 77.5 CM W 240 CM