

NEX SIDEBOARD

UPRIGHT / WALL-MOUNTED / FREESTANDING

7 HEIGHTS

25 / 37.5 / 50 / 62.5 / 75 / 87.5 / 100 cm (+ cover panel / + chosen base)

9 WIDTHS

40 / 55 / 60 / 80 / 100 / 110 / 120 / 140 / 160 cm

2 DEPTHS

36 / 48 cm

2 FRONT VERSIONS

Handleless / With recessed grip

9 BASE VARIETIES¹

		Matt lacquer	High gloss	Veneer	Aluminium ³	Chrome	Plastic
Glide	H 2.5 cm						•
Base plate	H 3 cm	•	•	•			
Plinth	H 7 cm	•	•	•			
Runner frame	H 11 / 18 cm	•	•		•	•	
Corner leg ²	H 13 cm	•					
Base frame	H 15 cm	•	•		•	•	
Angle frame	H 17 cm	•	•		•	•	
Trapezoidal frame	H 22 cm	•	•		•	•	
Frame	H 20 cm	•	•		•		

1) All base varieties with height adjustment. 2) Only in P43 coal.
3) Aluminium is a colour designation.

5 VARIETIES

	Matt lacquer	High gloss	Veneer	Glass ³	Parsol glass ⁴
Carcass	•				
Front handleless	•	•	•	•	
Front with recessed grip ¹	•	•	•		
Front glass cabinet					•
Step Box top unit lacquered aluminium	•				
Twin drawer	•	•	•		
Cover panel	•	•	•	•	
Cover panel for underside ²	•	•	•		
Exterior	•	•	•		

1) Recessed grip only in matt lacquer possible.
2) Not possible in combination with glides or corner legs.
3) Optiwhite glass, lacquered on rear. 4) Only PG01 grey.

CABLE ROUTING CARCASS

Cable routing carcass top / bottom

Rosette for feeding cables through back panel of carcass, standard or individually selectable positioning

Back panel cut-out, positioning and size are standard or individually selectable

CABLE ROUTING COVER PANEL

Cable routing in upper (with removable cover) or lower cover panel (not available for glass)

Sickle-shaped cable opening in upper or lower cover panel

ACCESSORIES

Shelf (optionally with cable routing), interior drawer behind door / in drawer / behind flap, CD / DVD shelf

LED illumination (fixed illumination of the upper element base, power supply behind the back panel. Automatic switch via sensor.)

Wall frame with LED illumination (via remote control)

Wall mounting frame to compensate for uneven walls (space furniture to wall or shadow gap 3 cm)

Acoustic front for flap (matt lacquer)

Corner unit for corner solutions

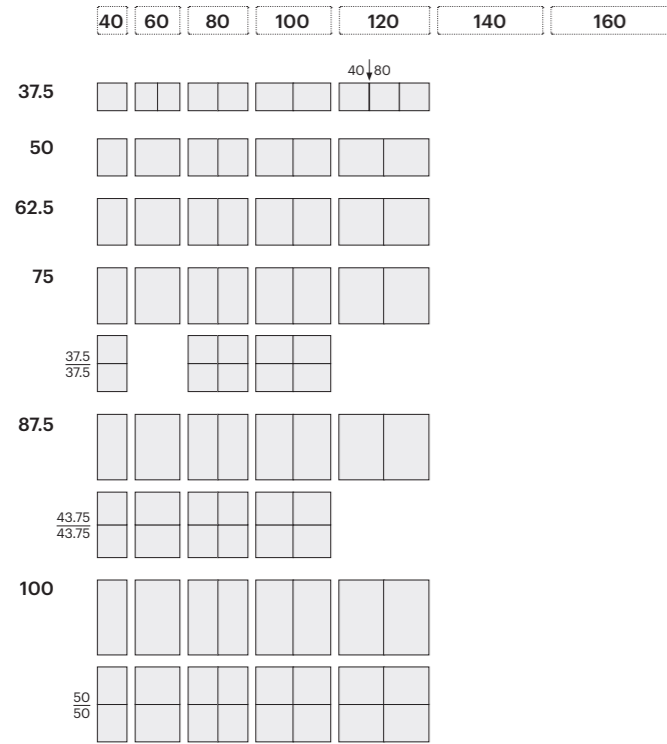
Lock

CUSTOMIZED VERSION

Lacquer of your choice

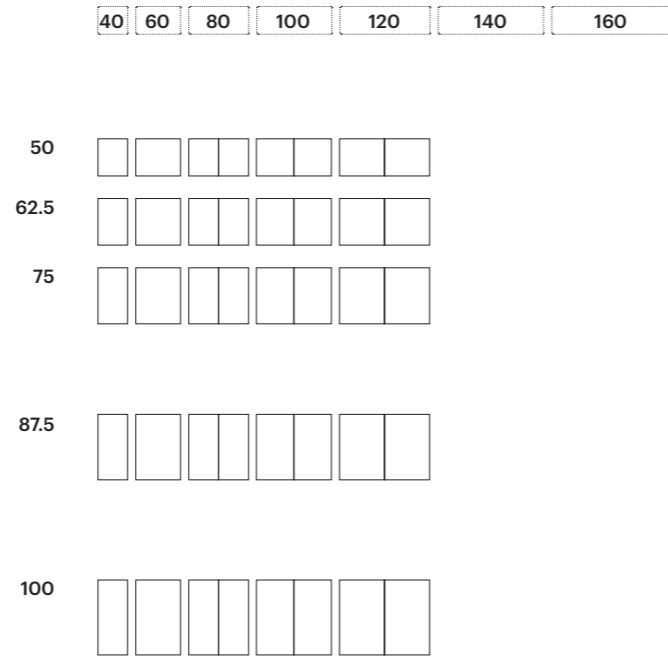
Reducing width / reducing depth

DOOR



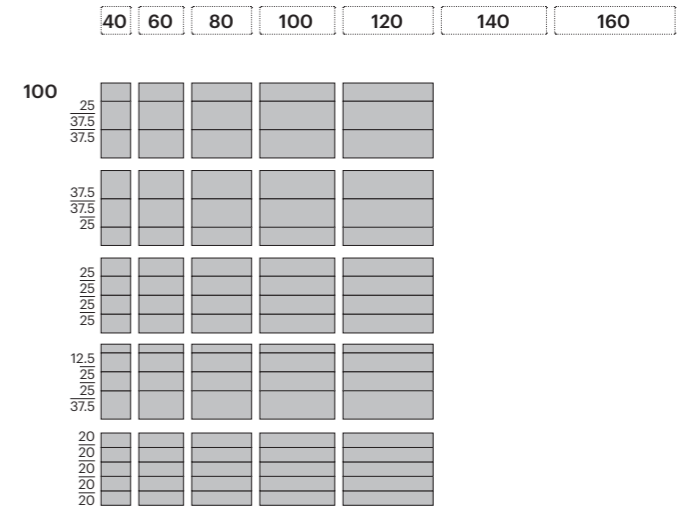

Standard single door with doorstop on left.

GLASS CABINET



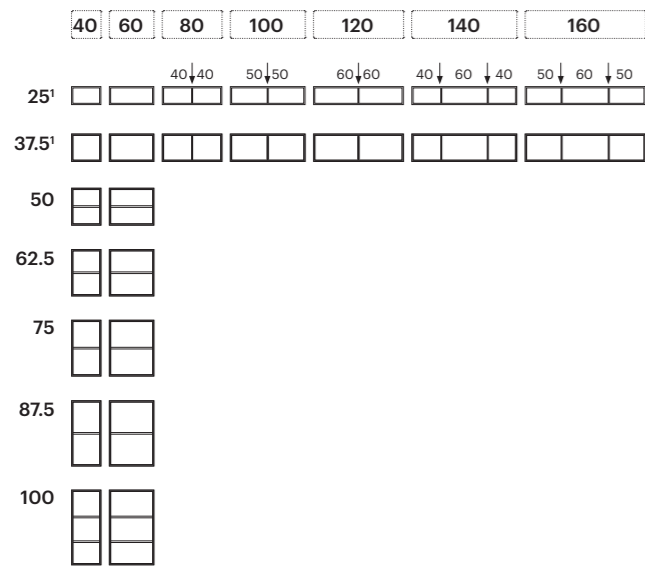
Standard single door with doorstop on left.

DRAWER



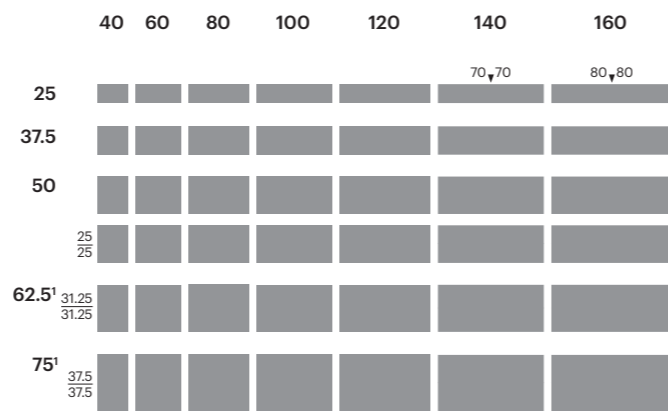
1) W 140/160 cm not suitable for wall-mounting.

OPEN



1) Optionally also available with centrally positioned shelf. Adjustable shelves, TH 0.8 cm.

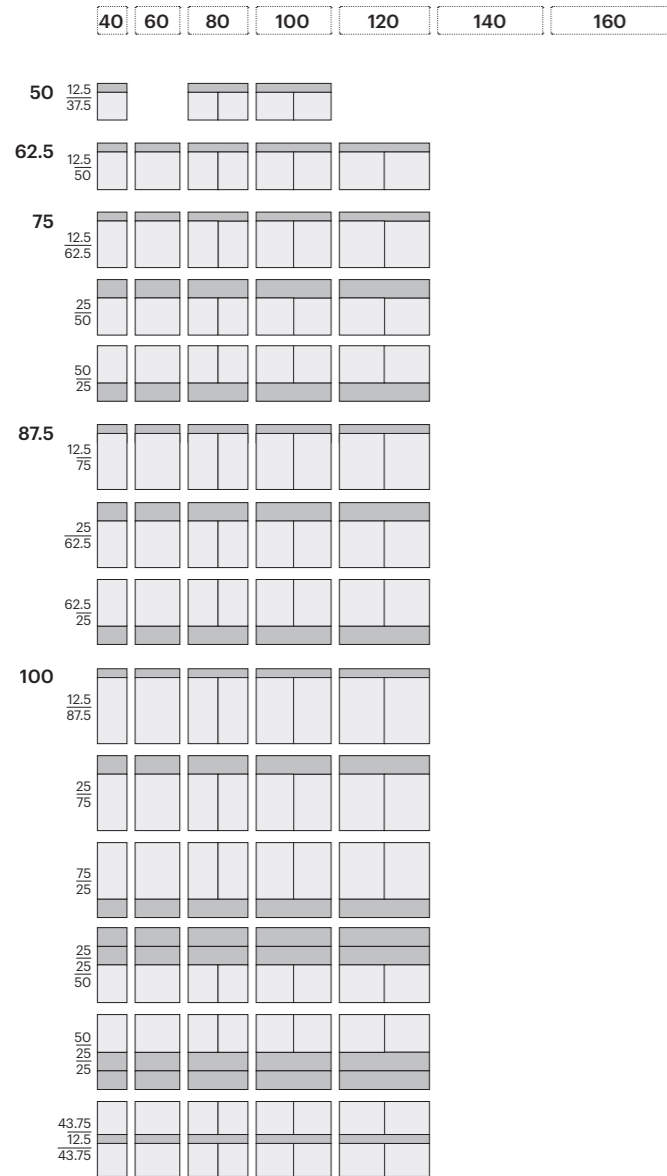
FLAP



1) W 140/160 cm not suitable for wall-mounting.

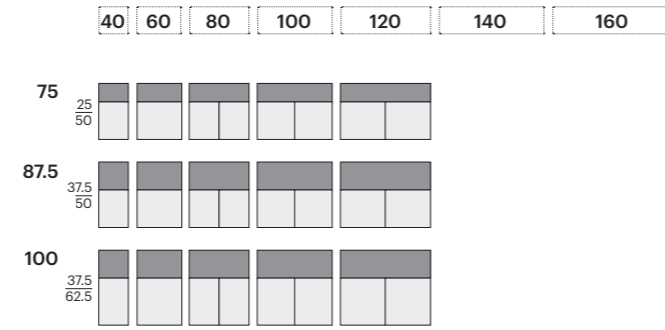
EXPLANATION
 FLAP
 DRAWER
 DOOR
 OPEN/GLASS CABINET

DRAWER / DOOR



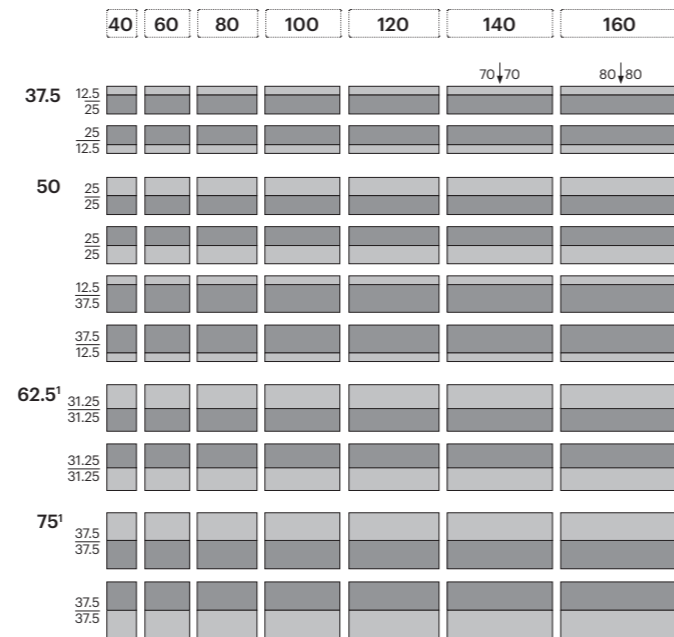
Standard single door with doorstop on left.

FLAP / DOOR



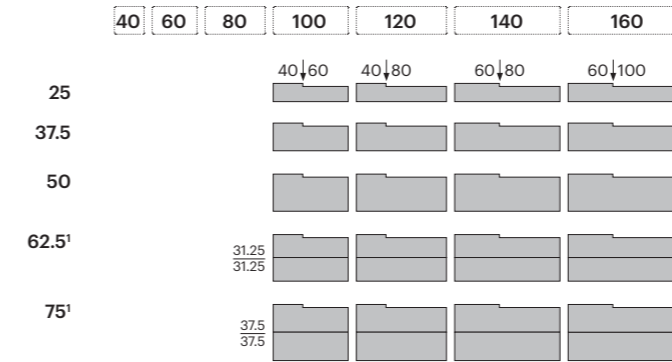
Standard single door with doorstop on left.

DRAWER / FLAP



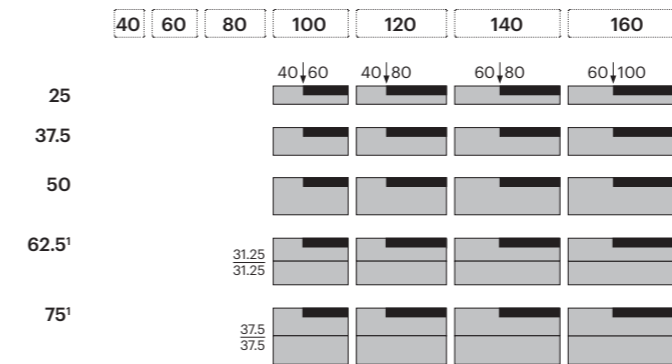
1) W 140/160 cm not suitable for wall-mounting.

STEP BOX DRAWER



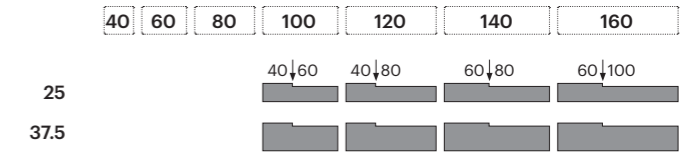
1) W 140/160 cm not suitable for wall-mounting.
Overlay separately available in all matt lacquer colours.
"Step" H 4 cm - optionally possible left/right.

TWIN BOX DRAWER



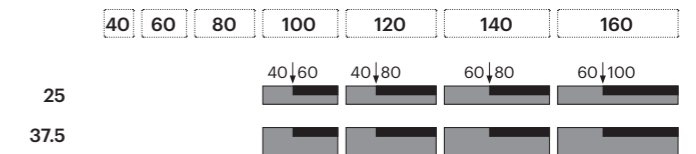
1) W 140/160 cm not suitable for wall-mounting.
"Twin" H 12.5 cm - optionally possible left/right.

FLAP



Overlay separately available in all matt lacquer colours.
"Step" H 4 cm - optionally possible left/right.

FLAP



"Twin" H 12.5 cm - optionally possible left/right.

EXPLANATION