

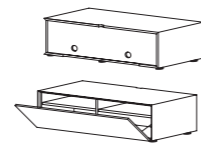


NEX PUR BOX TYPES ACCESSORY

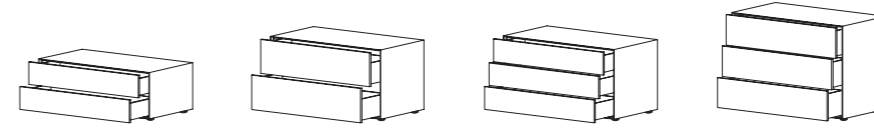
All boxes ship “ready to use”, i.e. already assembled. Only the standard series gliding legs, or corner legs to be ordered separately (for an additional charge), need to be assembled. You can compensate for any uneven sections of flooring by means of either of the adjustable leg variations. The fronts open at a touch. The standard version comes with the hinges of the individual doors on the left. This can be changed to the right with very little additional effort.





Door	Door	Door
50	75	100
43.3 115.6 42.9	68.3 115.6 42.9	93.3 115.6 42.9
yes incl. 1 shelf	yes incl. 1 shelf	yes incl. 2 shelves
1573878	1536778  2021400 	2016300



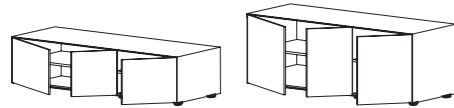
Media flap
37.5
33.1 2 x 56.8 42.9
yes incl. shelf / 2 cable outl.
2018000



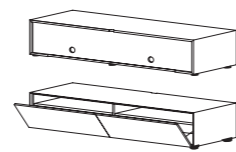
Drawer	Drawer	Drawer	Drawer
50	75	75	100
18.6 / 16.3 111.5 37.4	31.0 / 28.8 111.5 37.4	18.7 / 20.2 / 18.5 111.5 37.4	27.0 / 28.6 / 24.8 111.5 37.4
yes -	yes -	yes -	yes -
1573881	2020200	1536776  2021700 	2016500

W 120 D 48

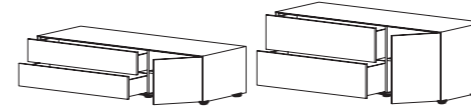
Height (excl. feet)
IH
IW
ID
Reinforcement rail
Additional information
Article number



Door/Door	Door/Door
50	75
43.3 116.6 / 57.0 42.9	68.3 116.6 / 57.0 42.9
yes incl. 1 shelf	yes incl. 1 shelf
2020600	2020500



Media flap
37.5
33.1 2 x 86.8 42.9
yes incl. shelf / 2 cable outl.
2020700





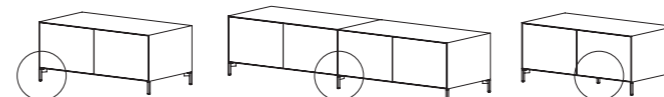
Drawer / Door	Drawer / Door
50	75
18.6 / 16.3 / 45.6 111.5 / 58.1 37.4 / 42.9	31.0 / 28.8 / 70.6 111.5 / 58.1 37.4 / 42.9
yes incl. 1 shelf	yes incl. 1 shelf
2020400	2020300

W 180 D 48

Height (excl. feet)
IH
IW
ID
Reinforcement rail
Additional information
Article number



Shelf	Shelf	Shelf	Shelf	Shelf	Shelf
120	60	120	60	90	60
Door 120 MDF lacquered	Media flap 120 white, MDF lacquered	Door / Door 180 white, MDF lacquered	Door / Door 180 white, MDF lacquered	Media flap 180 white, MDF lacquered	Drawer / Door 180 white, MDF lacquered
1564069 	2018100	2021000	2020900	2021100	2020800
2021800 					



Corner leg (set of 4)	Combi leg (set of 2)	Support leg (optional)
13	13	13
1.5 x 1.5	1.5 x 1.5	1.5 x 1.5
- coal	- coal	- coal
1577418	1577431	1577432

ACCESSORY
Height
Width
Box version
Material
Article number