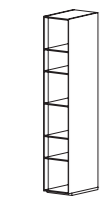
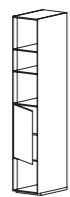


NEX PUR SHELF TYPES ACCESSORY

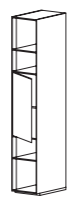
The Nex Pur shelving unit comes pre-assembled. Compensating for any unevenness in the flooring is uncomplicated thanks to the adjustable legs attached to the bottom panel. The floors of the shelves are fixed for the desired stability and the fronts open at a touch. The door hinges are pre-installed on the left and rotatable, i.e. they can be placed on the right at any time. Opting for the "door at the bottom" type allows for one file height. And the "door at the top" element type allows for two file heights. All shelf floors behind the fronts are adjustable.



Open



Door below



Door upside



Shelf door

W 30 H 211.5

36	36	36
37.5 / 25 26.8 33.1	37.5 / 25 26.8 33.1 / door 30.5	37.5 / 25 26.8 33.1 / door 30.5
-	incl. shelf	incl. shelf
1586193	1586199	1586196

36
MDF lacquered / white
1586257

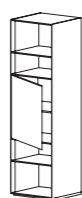
Depth
IH IW ID
Additional information
Article number



Open



Door below



Door upside



Cabinet left



Cabinet right



Shelf door



Shelf cabinet

W 50 H 211.5

36	36	36
37.5 / 25 46.8 33.1	37.5 / 25 46.8 33.1 / door 30.5	37.5 / 25 46.8 33.1 / door 30.5
-	incl. shelf	incl. shelf
1586194	1586200	1586197

36	36
2 x 101.3 46.2 30.7	2 x 101.3 46.2 30.7
5 shelves, 4 adjustable	5 shelves, 4 adjustable
1786576	1786577

36	36
MDF lacquered / white	MDF lacquered / white
1586258	1586372

Depth
IH IW ID
Additional information
Article number



Open



Drawer

W 70 H 211.5

36	36
37.5 / 25 28 + 38 33.1	37.5 / 25 28 + 38 / drawer 62.7 33.1 / drawer 27.4
-	-
1586195	1586204

Depth
IH IW ID
Additional information
Article number