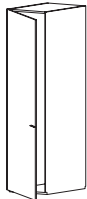
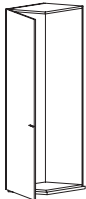


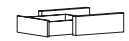

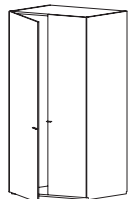
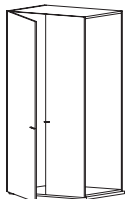






# NEX PUR CABINET TYPES ACCESSORY

Every basic element consists of two element floors (one lower and one upper), two exterior panels, a back panel and a door with a handle. The additional element follows the same principle, but without one exterior panel, which is replaced by a middle section. Compensating for any unevenness in the floor is uncomplicated thanks to the adjustable legs attached to the exterior panels or the middle panel. The shelf floors and interior drawers can be positioned at intervals of 6.25 cm and combined. It is possible to place several interior drawers one above the other.

 Basic element		 Extension element		 Shelf-Set  Shelf + clothing rail  Interior drawer  Cover shelf				W 50 <small>H 234</small>
62.2	62.2	2.2	2.2	-	2.2	Depth/TH		
226.8	226.8			14.5	for interior drawer	IH		
47.5	47.5			36.9		IW		
57.3	57.3			42.4		ID		
Ledge handle 90° D 1.8 / coal		Ledge handle 90° D 1.8 / coal		Additional information				

 Basic element		 Extension element		 Shelf-Set  Shelf + clothing rail  Interior drawer  Cover shelf				W 100 <small>H 234</small>
62.2	62.2	2.2	2.2	-	2.2	Depth/TH		
226.8	226.8			14.5	for interior drawer	IH		
97.5	97.5			86.9		IW		
57.3	57.3			42.4		ID		
Ledge handle 90° D 1.8 / coal		Ledge handle 90° D 1.8 / coal		Additional information				