

## PRODUCT DETAILS

### UPRIGHT / WALL-MOUNTED / FREESTANDING

#### 11 HEIGHTS

25 / 37.5 / 50 / 62.5 / 75 / 87.5 / 100 / 112.5 / 125 / 187.5 / 225 cm (plus chosen base)

#### 8 WIDTHS

20 / 40 / 60 / 80 / 100 / 120 / 140 / 160 cm

#### 2 DEPTHS

36 / 48 cm

#### 1 FRONT VERSION

Handleless

#### 9 BASE VARIETIES<sup>1</sup>

		Matt lacquer	High gloss	Veneer	Aluminium <sup>3</sup>	Chrome <sup>4</sup>	Plastic
Glide	H 2.5 cm						•
Base plate	H 3 cm	•	•	•			
Plinth	H 7 cm	•	•	•			
Corner leg <sup>2</sup>	H 13 cm	•					
Runner	H 13 cm	•					
Base frame	H 15 cm	•	•		•	•	
Angle frame	H 17 cm	•	•		•	•	
Trapezoidal frame	H 22 cm	•	•		•	•	
Frame	H 20/45 cm	•	•		•		

1) All base varieties with height adjustment. 2) Only in P43 coal. 3) Aluminium is a color designation.

4) For chrome varieties, the frame is painted in chrome color.

#### 3 VARIETIES

	Matt lacquer	High gloss <sup>1</sup>	Veneer
Box	•	•	•
Front handleless	•	•	•
Step Box top unit lacquered aluminium	•		
Twin drawer	•	•	•

1) Only outer side panels and edges, matt lacquered on the inside.

#### CABLE ROUTING

Rosette for feeding cables through back panel of box, standard or individually selectable positioning

Back panel cut-out, positioning and size are standard or individually selectable

Sickle-shaped cable opening in box top/bottom

#### ACCESSORIES

Shelf (optionally with cable routing)

Interior drawer behind door / in drawer / behind flap

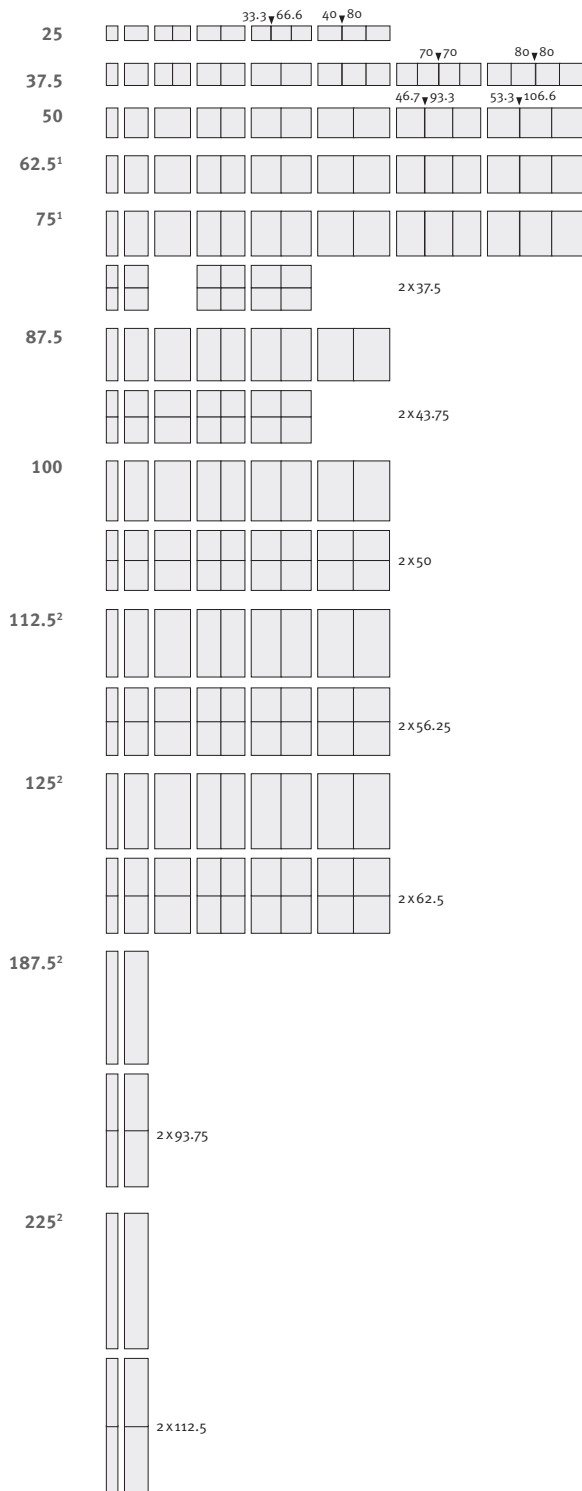
#### CUSTOMIZED VERSION

Lacquer of your choice

# BOXES

## DOOR


20 40 60 80 100 120 140 160



1) W 140 / 160 cm not suitable for wall-mounting.  
 2) Not suitable for wall-mounting.  
 Standard single door with doorstop on left.

## DRAWER

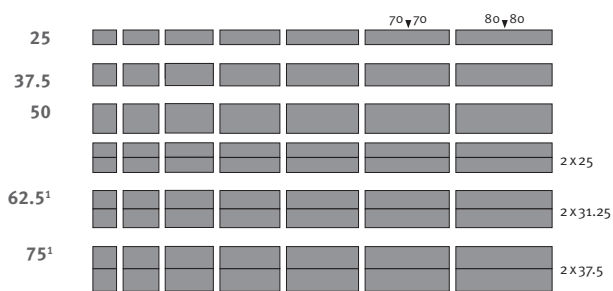
40 60 80 100 120 140 160



1) W 140 / 160 cm not suitable for wall-mounting.  
 2) Not suitable for wall-mounting.

### FLAP

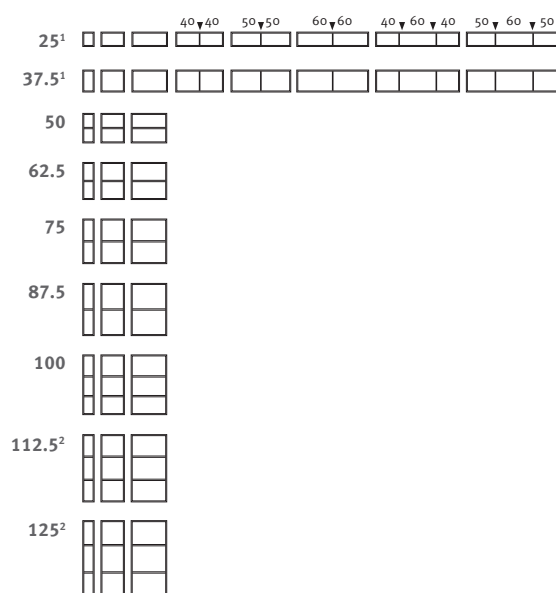
40 60 80 100 120 140 160



1) W 140/160 cm not suitable for wall-mounting. Flap opening at top optionally available for H 25/37.5 cm from W 40 to W 120 cm.

### OPEN

20 40 60 80 100 120 140 160



1) Optionally also available with centrally positioned shelf.  
 2) Not suitable for wall-mounting.  
 Adjustable shelf, TH 0.8 cm.

# BOXES

## DOOR / DRAWER

40 60 80 100 120

	40	60	80	100	120		
75 <sup>1</sup>	40 ▽ 40		50 ▽ 50		60 ▽ 60		
						62.5   12.5	
						50   25	
87.5						75   12.5	
						62.5   25	
						25   62.5	
100						87.5   12.5	
						75   25	
						25   75	
						50   2 x 25	
						2 x 25   50	
						43.75   12.5   43.75	
	112.5 <sup>2</sup>						62.5   2 x 25
							2 x 25   62.5
						43.75   25   43.75	
125 <sup>2</sup>						75   2 x 25	
						2 x 25   75	
						50   25   50	

1) W 140 / 160 cm not suitable for wall-mounting.  
 2) Not suitable for wall-mounting.  
 Standard single door with doorstop on left.

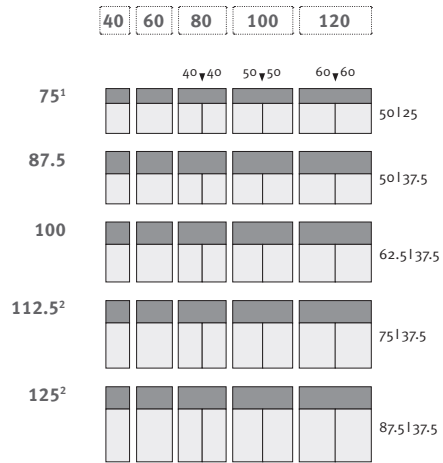
## DRAWER / FLAP

40 60 80 100 120 140 160

	40	60	80	100	120	140	160	
37.5	70 ▽ 70		80 ▽ 80					25   12.5
	12.5   25							
50	2 x 25							
	2 x 25							
62.5 <sup>1</sup>	2 x 31.25							
	2 x 31.25							
75	2 x 37.5							
	2 x 37.5							
87.5	2 x 25   37.5							
	2 x 31.25   37.5							
100	2 x 31.25   37.5							
	3 x 37.5							
112.5 <sup>2</sup>	3 x 37.5							
	3 x 29.17   37.5							
125 <sup>2</sup>	3 x 29.17   37.5							
	3 x 29.17   37.5							

1) W 140 / 160 cm not suitable for wall-mounting.  
 2) Not suitable for wall-mounting.

## DOOR / FLAP

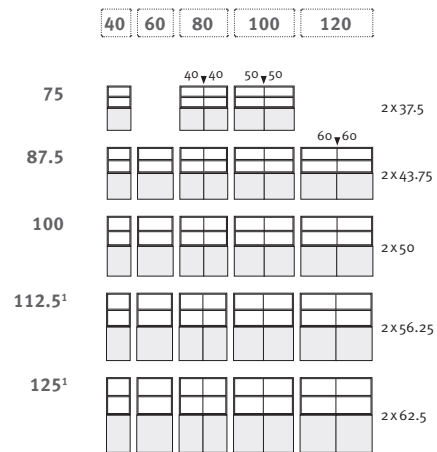


1) W 140 / 160 cm not suitable for wall-mounting.

2) Not suitable for wall-mounting.

Standard single door with doorstop on left.

## DOOR / OPEN

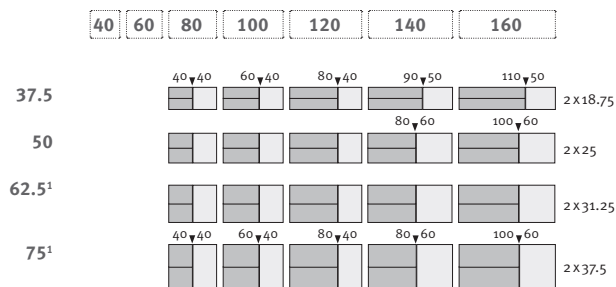


1) Not suitable for wall-mounting.

Standard single door with doorstop on left.

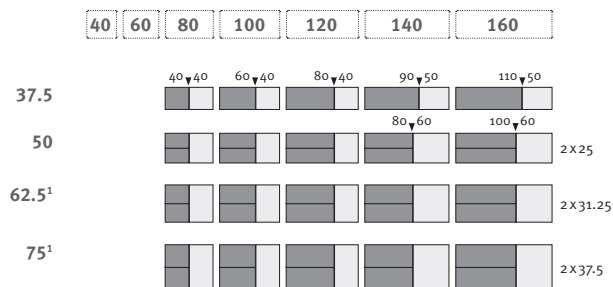
## COMBINED BOXES

### DRAWER / DOOR



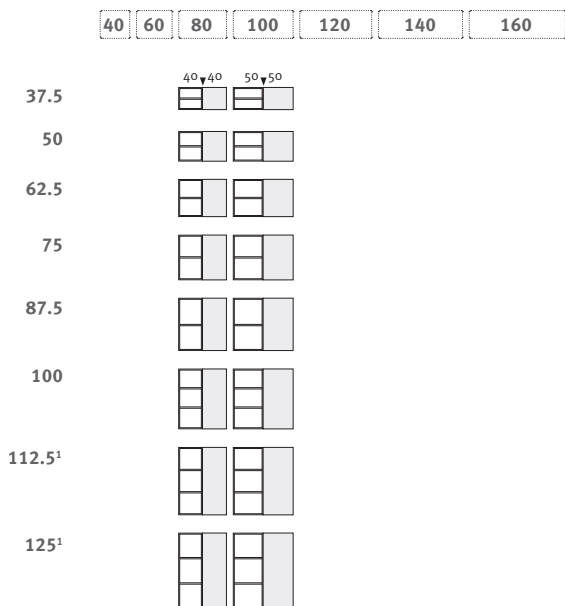
- 1) W 140 / 160 cm not suitable for wall-mounting.  
 2) Not suitable for wall-mounting.  
 Standard single door with doorstop on left. Adjoining fronts of the combination box can optionally be fitted left / right.

### FLAP / DOOR



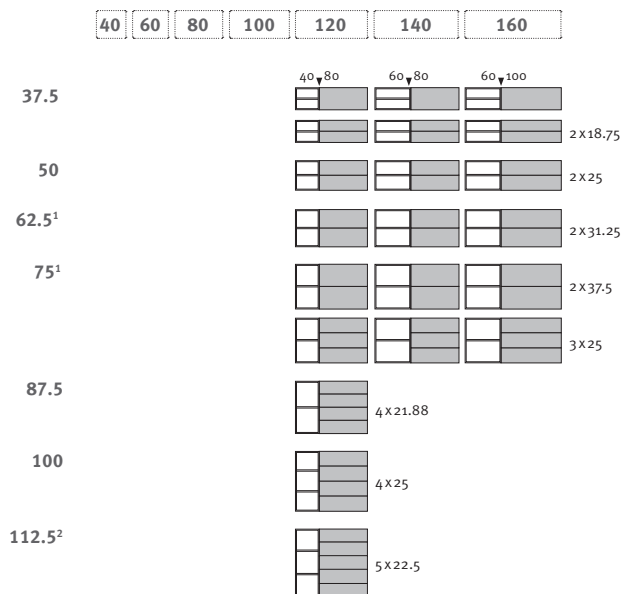
- 1) W 140 / 160 cm not suitable for wall-mounting.  
 2) Not suitable for wall-mounting.  
 Standard single door with doorstop on left. Adjoining fronts of the combination box can optionally be fitted left / right.

### OPEN / DOOR



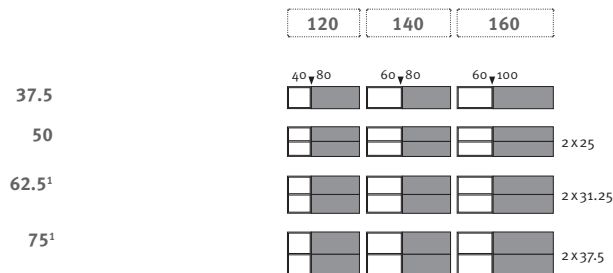
- 1) Not suitable for wall-mounting.  
 Standard single door with doorstop on left.  
 Adjoining fronts of the combination box can optionally be fitted left / right.  
 Open unit including adjustable shelf, TH 0.8 cm.

### OPEN / DRAWER



- 1) W 140 / 160 cm not suitable for wall-mounting.  
 2) Not suitable for wall-mounting.  
 Adjoining fronts of the combination box can optionally be fitted left/right.  
 Open unit including adjustable shelf, TH 0.8 cm.

### OPEN / FLAP



- 1) W 140 / 160 cm not suitable for wall-mounting.  
 Adjoining fronts of the combination box can optionally be fitted left/right.  
 Open unit including adjustable shelf, TH 0.8 cm.

## MEDIA-BOX

### DRAWER



1) Not suitable for wall-mounting.  
Including cable routing.

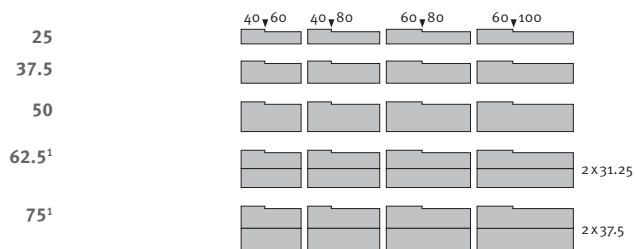
### FLAP



1) Not suitable for wall-mounting.  
Including cable routing.

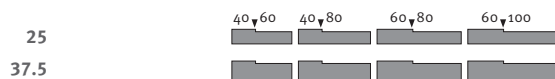
## STEP-BOX

### DRAWER



1) W 140 / 160 cm not suitable for wall-mounting.  
Overlay separately available in all matt lacquer colors.  
„Step“ H 4 cm – optionally possible left / right.

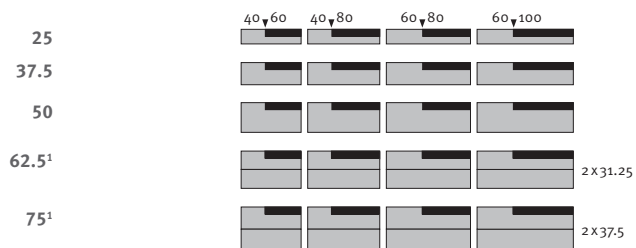
### FLAP



Overlay separately available in all matt lacquer colors.  
„Step“ H 4 cm – optionally possible left / right.

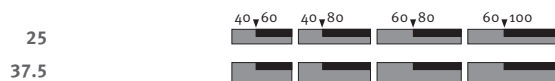
## TWIN-BOX

### DRAWER



1) W 140 / 160 cm not suitable for wall-mounting.  
„Twin“ H 12.5 cm – optionally possible left / right.

### FLAP



„Twin“ H 12.5 cm – optionally possible left / right.