

Typen

Types



Medienklappe
Media flap
2018000
HBT: 37,5 /120 /48 cm
HWD: 37,5 /120 /48 cm



Medienklappe 2-fach
Media flap 2-fold
2020700
HBT: 37,5 /180 /48 cm
HWD: 37,5 /180 /48 cm



Schubkasten 2-fach
Drawer 2-fold
2022800
HBT: 50 /60 /48 cm
HWD: 50 /60 /48 cm



Schubkasten 3-fach
Drawer 3-fold
2033900
HBT: 50 /60 /48 cm
HWD: 50 /60 /48 cm



Schubkasten 3-fach
Drawer 3-fold
2022900
HBT: 50 /60 /48 cm
HWD: 75 /60 /48 cm



Schubkasten 2-fach
Drawer 2-fold
1573881
HBT: 50 /120 /48 cm
HWD: 50 /120 /48 cm



Schubkasten 3-fach
Drawer 3-fold
1536776
HBT: 75 /120 /48 cm
HWD: 75 /120 /48 cm



Doppeltür
Double door
1573878
HBT: 50 /120 /48 cm
HWD: 50 /120 /48 cm



Doppeltür
Double door
1536778
HBT: 75 /120 /48 cm
HWD: 75 /120 /48 cm



Doppeltür + Einzeltür
Double door + Single door
2020600
HBT: 50 /180 /48 cm
HWD: 50 /180 /48 cm



Doppeltür + Einzeltür
Double door + Single door
2020500
HBT: 75 /180 /48 cm
HWD: 75 /180 /48 cm



Doppeltür + Schubkasten
Double door + Drawer
2033700
HBT: 75 /120 /48 cm
HWD: 75 /120 /48 cm



Doppeltür + Schubkasten
Double door + Drawer
2033800
HBT: 100 /120 /48 cm
HWD: 100 /120 /48 cm



2 x Einzeltür + Schubkasten 2-fach
2 x Single door + Drawer 2-fold
2033200
HBT: 50 /180 /48 cm
HWD: 50 /180 /48 cm



2 x Einzeltür + Schubkasten 3-fach
2 x Single door + Drawer 3-fold
2033600
HBT: 75 /180 /48 cm
HWD: 75 /180 /48 cm



Schubkasten 2-fach + Einzeltür
Drawer 2-fold + Single door
2020400
HBT: 50 /180 /48 cm
HWD: 50 /180 /48 cm



Schubkasten 3-fach + Einzeltür
Drawer 3-fold + Single door
2023800
HBT: 75 /180 /48 cm
HWD: 75 /180 /48 cm

Zubehör

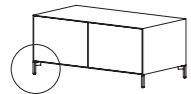
Accessories



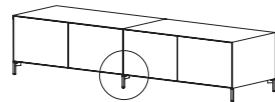
Fachboden Einzeltür B 60
Shelf Single door W 60
2023900
ST: 2.2 cm
TH: 2.2 cm



Fachboden Doppeltür B 120
Shelf Double door W 120
1564069
ST: 2.2 cm
TH: 2.2 cm



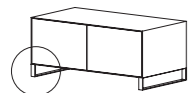
Eckfuß (4er-Set) H 13
Corner leg (Set of 4) H 13
1577418
ST: 1.5 x 1.5 cm
TH: 1.5 x 1.5 cm



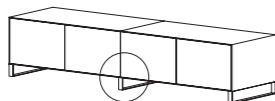
Kombifuß (2er-Set) H 13
Combi leg (Set of 2) H 13
1577431
ST: 1.5 x 1.5 cm
TH: 1.5 x 1.5 cm



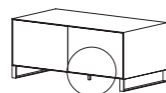
Stützfuß (optional) H 13
Support leg (optional) H 13
1577432
ST: 1.5 x 1.5 cm
TH: 1.5 x 1.5 cm



Kufe (2er-Set) H 13
Runner (Set of 2) H 13
2024100
B/ST: 4 / 0.6 cm
W/TH: 4 / 0.6 cm



Kombikufe H 13
Combi runner H 13
2024200
B/ST: 4 / 0.6 cm
W/TH: 4 / 0.6 cm



Stützfuß (optional) H 13
Support leg (optional) H 13
1577432
ST: 1.5 x 1.5 cm
TH: 1.5 x 1.5 cm

